

# Pokémon Easter

## Objective...

It is Easter weekend 2023 and the whole family is in the Bay. Naturally, I wanted to plan some fun...



## Contents...

- A lot of pokéballs
- Two DIY pokédexes for ease
- DIY cipher wheels for each team
- 3-digit combination locks for each team
- 6 letter cryptex
- Website
- Fun intro video
- Fun prize bag

## Hiding the Pokéballs...

I had predetermined locations for all pokéballs before the weekend so that I could set it all up quicker. To remember, I took good notes and flagged each ball with the location. This was an important detail, because each team could not make progress without naming the specific Pokémon character to unlock the next clue:

Blue	Dark_Purple	Green
wynaut <sup>1</sup>	celebi <sup>1</sup>	piroite <sup>1</sup>
exploud <sup>M</sup>	marowak <sup>M</sup>	slaking <sup>0</sup>
stoutland <sup>W</sup>	beautifly <sup>W</sup>	corphish <sup>M</sup>
gengar <sup>P</sup>	ho-oh <sup>0</sup>	exicadril <sup>W</sup>
tyrunt <sup>B</sup>	meowth <sup>P</sup>	arbok <sup>P</sup>
silcoon <sup>B</sup>	emboar <sup>B</sup>	loudred <sup>P</sup>
clefable <sup>0</sup>	pikachu <sup>0</sup>	quagsire <sup>P</sup>
1 peter 1:3 <sup>11</sup>	romans 8:34 <sup>11</sup>	john 11:25 <sup>10</sup>
RBL	WDY	WGD
green stairs	bathtub	hat rack
Light_Purple	Red	White
zeldorik <sup>1</sup>	oddish <sup>1</sup>	zangoose <sup>1</sup>
meowth <sup>0</sup>	vigoroth <sup>1</sup>	porignon <sup>1</sup>
gohiellie <sup>0</sup>	okix <sup>P</sup>	darmamitan <sup>0</sup>
hitmonlee <sup>M</sup>	axew <sup>B</sup>	graveler <sup>M</sup>
hitmonlee <sup>M</sup>	hit leo <sup>0</sup>	dardactyl <sup>W</sup>
forretress <sup>1</sup>	feow <sup>M</sup>	rampardos <sup>P</sup>
deugong <sup>1</sup>	reunichus <sup>W</sup>	serpior <sup>P</sup>
john 14:14 <sup>1</sup>	thelagolians 4:14 <sup>1</sup>	luke 9:23 <sup>1</sup>
GLB	WRY	BYW
DOCK	mantle	front stairs
		kitchen window

celery	A1	B	S	S	
carbatter	X2	A	C	F	W
garmin 65	K3	T	R	R	R
DVD player	A5	B		I	
bread	A7				E
belie	I8	A	A	N	N
soup	A13	T			E
Emergen-C	G13	H	I	N	T
sunscreen	H15	R	O	P	Z
fruit snacks	A16	T	O		E
Instapet	H17	U		G	
Netgear router	K18	B		R	A
oleos	A19	R	S		S
Ticket to Ride	I20	A			
shampoo	G21	R			E
sports bra	C22			E	C
Crayons	J37	N		H	T

3b1uM	8iejM	acc10	4p5f0	3i7iP	eTw1w	r1ddrW
3v91W	q990W	s1epM	g1o0P	q4q1B	07raD	7yzkP
fjotP	dv5P	uqwyM	plx9M	f6to0	r0zeM	q3co0
q5tz8	pu9P	x2d6P	ukuyW	m3myW	ulw1w	b8xiD
myP1uq5P	zaes0	Nmc9P	vdygW	waldP	022fM	

I was able to carry these sheets around on a clip board because they made little sense to anyone at first glance. The sheet on the left was each color/team Pokémon characters in the order they would find them. Each character had a mark to specify the type of clue since I scrambled the order for each team. The last three lines of each color/team are in reference to specific clues that I will go over later in this write-up.

The second sheet has the answers for the Walmart challenge, albeit the hardest challenge, as well as the name of the HTML files for each challenge for each team in case I needed the reference. I named them random strings so that the teams could not simply guess the next webpage.

## Introduction...

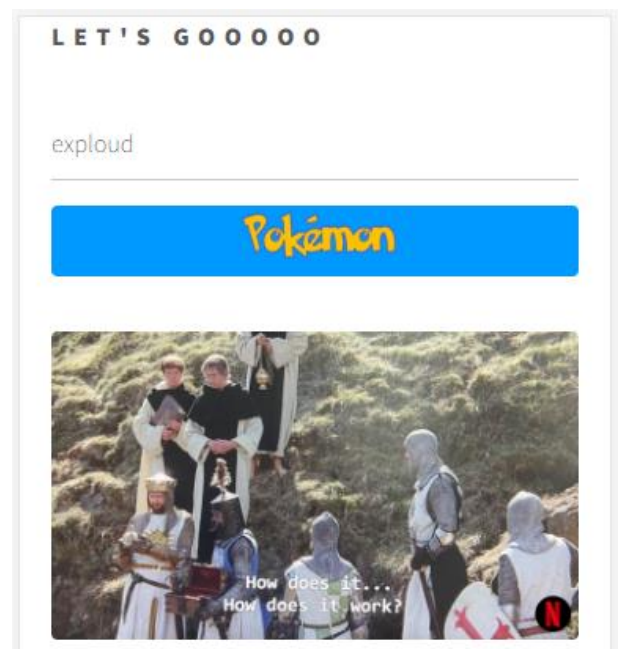

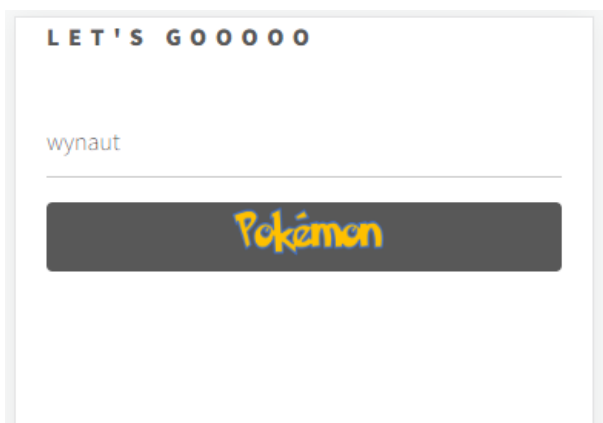
\*\*I am amending the introduction to what I should have done. I had rushed myself and forgot some key details, but the family was able to pick up the slack nonetheless.

- You will not have to leave the property
- Established teams and roles
- Asked if everyone had their phones charged
- While you may see a pokéball, you will only want to “catch” the ones you’re guided to
- You can ask as many questions as you want; it does not mean I will help you
- Team work can make the dreamwork, but it is not required
- \*\*There are contents on the table that may be of use to each team
  - (these items were lock bags for each team and cipher wheels for each team)
- HAVE FUN

These conditions are followed by an edited version of the Pokémon theme song video that tells each team what color they are. At the conclusion of the video everyone scans a QR code for [the start](#) and goes to the row of Pokéballs to pick their color and begin the hunt.

## The Hunt...

There were seven colors for the seven teams. Each team had the same set of challenges but in different order and the locations varied. Going through the hunt as if I am on the blue team, I pick up the blue Pokéball and scan the QR code:



When the blue team opened the first ball, Wynaut was in it. Entering that takes the team to the next challenge. Here they are presented with a movie still and quote. The Netflix symbol is found on the bottom for them to go to Netflix and search the film. In the future, for this kind of clue, I will most likely imbed a video of the scene to mitigate network failure. Each scene I chose for all the teams has a character saying three numbers. The locked bags on the table each have a little picture taped on the locks:




The blue team unlocks their bag to find Exploud in the Pokéball.

**LET'S GOOOOO**

stoutland

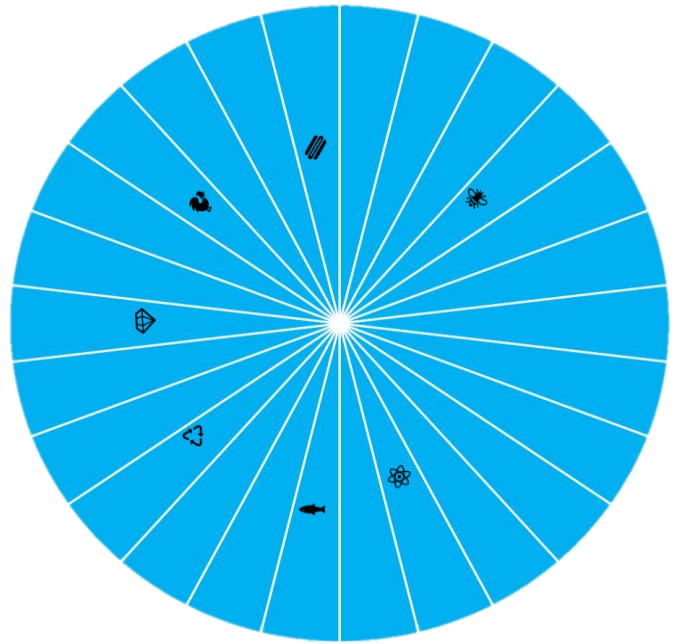

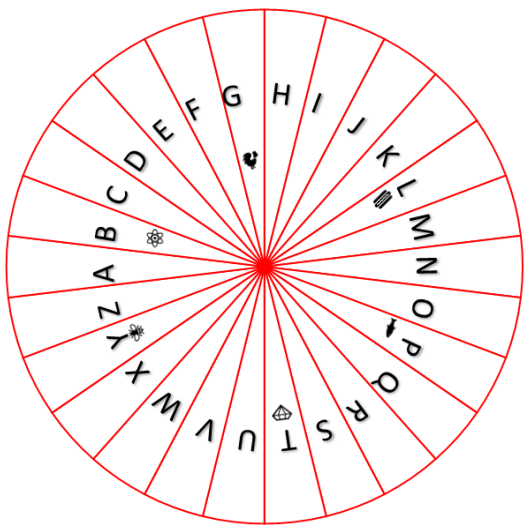
**Pokémon**



**Save money. Live better**

- Garmin GPS
- Netgear router
- Sports bra
- Crayons
- Fruit snacks
- Bread
- Emergen-C
- sunscreen
- Bike
- Car battery

This is the Walmart challenge. Each team comes to a page similar to this one. The key differences are what symbol is in the center of the logo and the grocery list. Each team has to go onto the Walmart website/app and virtually shop in the Waveland, MS store i.e., the closest Walmart to where the hunt takes place. All items are located in the store and each team has to take note of the aisle the item is located in which comprises of a letter and number. When they have shopped for all of their items, they will then need to use their corresponding cipher wheel:



Each team had their own color wheel that needed to be used with the left wheel. I handwrote the letters on the colored wheels. The symbols from their webpage clue needed to match up in order for the location to be spelled out. For blue, when the aisle letter-number was found for each item, converted into the new letter, and then put in order of the number of each aisle, they would get the location

F-R-O-N-T-P-O-R-C-H

The Stoutland Pokémon was found in the next blue pokéball...

LET'S GOOOOO

gengar

tyrunt

Pokémon







The above pictures are the next challenge: Two lines for two Pokéballs and a satellite picture of the property. The satellite image for each team only had their color bird for their web page and I had the above right image printed out in the event someone needed help.

Each team had to locate an egg that was placed approximately where their bird is pictured. They would find a scrap of paper with further instructions. The instructions were all similar to "20 paces east" or "15 paces north". When they walked that direction, they would come across a Pokéball on the ground with a Pokémon and another slip of paper with similar instructions to the second Pokéball. For blue, the two Pokémon's were Gengar and Tyrun...

## LET'S GOOOOO

"Praise be to the God and Father of our Lord Jesus Christ! In his great mercy he has given us new birth into a living hope through the resurrection of Jesus Christ from the dead."

1 peter 1:3




## LET'S GOOOOO

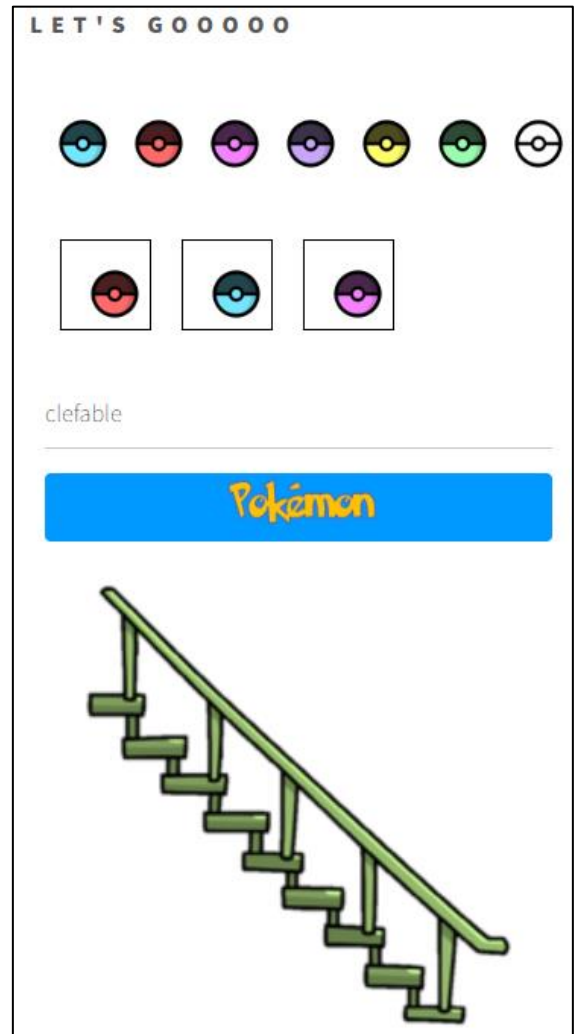

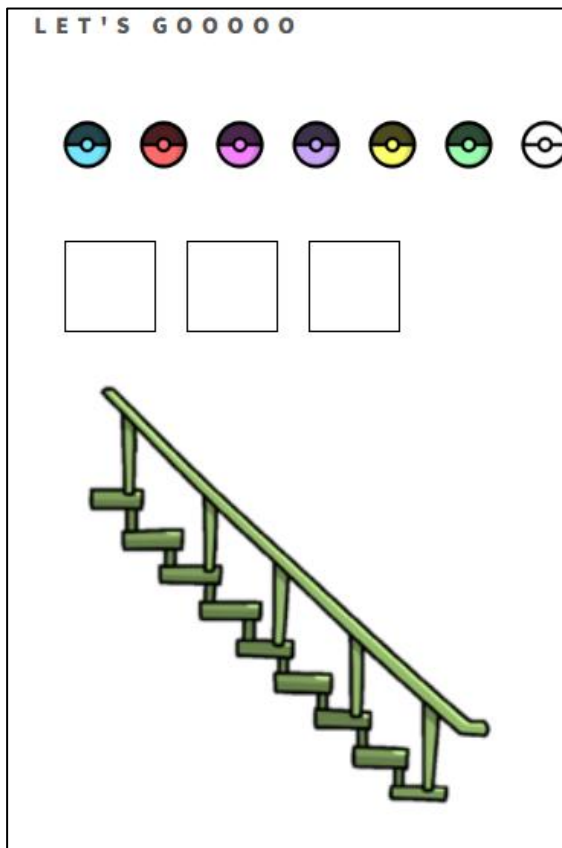
"Praise be to the God and Father of our Lord Jesus Christ! In his great mercy he has given us new birth into a living hope through the resurrection of Jesus Christ from the dead."

silcoon



Pokémon



This next challenge has two parts. Each team is prompted with the left webpage with their own Bible verse. What most failed to notice was that there was no button. Each team had to enter the Bible verse name for the button to pop up. Their Pokéball was located in a row with the rest of the colors on the book shelf in the house. For blue, as soon as “1 peter 1:3” was typed the blue button appears and they can enter the Pokémon which is Silcoon...



The left screenshot is the initial page. Each team had different pictures to indicate where they would need to look for better insight on this challenge:



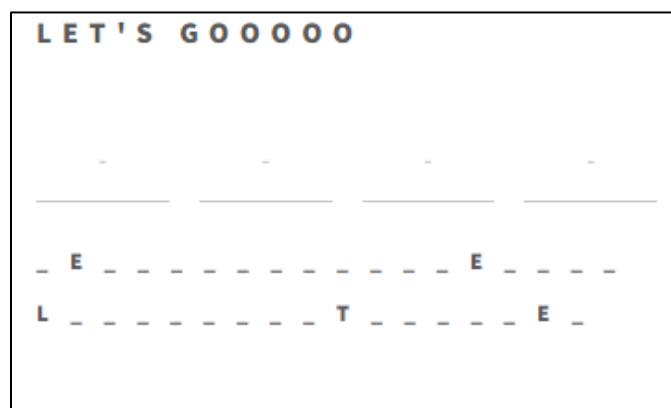
These are obvious pictures for the property and when each team went to the place the picture depicted, they would find three Pokéballs in a row. Once they dragged and dropped the correct colors in the correct order, their button and blank would appear. Each team's color was always the middle Pokéball so they would simply open that one. For instance, blue would be red, blue, and light purple and then they would enter their Pokémon, Clefable...

## Coming back together...

Once each team completed the five challenges, they were all prompted to the same webpage:




We had two younger cousins who were tasked with their own little hunt where I had given them each their own baskets that looked like the ones above. Once they were finished, they played with their little treasures. When each team made it to this webpage, they had to ask how many Pokéballs did each cousin find. When each team put in the answer, 12, they were taken to the next page:



Each team had a similar page; the differences being which letter their page had filled in. The completed message with each team's contribution looks like this:

TELLGRANDMOTHERYOULOVEHERALTOGETHER  
*Tell Grandmother you love her altogether*

Grandmother had been given a prompt at the very beginning that read “*And when the group tells you they love you ALTOGETHER, you respond ‘a bushel and a peck’*” which is a nod to the Doris Day song she sings 😊



P-E-C-K unlocks a crude picture of the house emphasizing a tree. The family runs outside and begins looking at all of the trees until one of them finds the six letter cryptex at the base of a tree. Upon entering BUSHEL as the word, the cryptex unlocks to have a car tag for the suburban parked in the barn where I hid a huge bag filled with Easter candy, toys, and other fun little treasures for the family to have!

